







# PA142

**Terminal block with integrated cable clamp and earth bracket. For snap-in fixing on chassis.**



## TECHNICAL DATA

	IEC Standards				American Standards					
		A	B	C	D	E	F	G	H	L
<b>Dimensions / Versions</b> mm (inches)	3	112.5 (4.43)	48.3 (1.90)	54.5 (2.15)	37.5 (1.48)	47.7 (1.88)	28.5 (1.12)	8.3 (0.33)	5 (0.20)	0.4 (0.02)
	5	144 (5.67)								
<b>Versions</b>	3 ÷ 5 poles									
<b>Ratings</b>	450V - 25A					300V - 16A				
<b>Wire size</b>	2.5 sqmm					18 ÷ 14 AWG				
<b>Working Temperature</b>	- 5 ÷ 125°C (short time 155°C)					23 ÷ 221°F				
<b>Plastic Material</b>	Polyamide PA6.6 black colour, UL94 V2, GWT 960°C									
<b>Metal Parts</b>	M4 zinc plated steel screw; 6.3 x 0.8 zinc plated steel tab insert; other parts made in zinc plated steel									
<b>Protection degree (IP)</b>	IP 30									
<b>Cable Section</b>	3 x 1.0 sqmm ÷ 5 x 2.5 sqmm									
<b>Cable Clamp Screw</b>	4.8 x 25 mm (0.19" x 1.00") HI-LO									

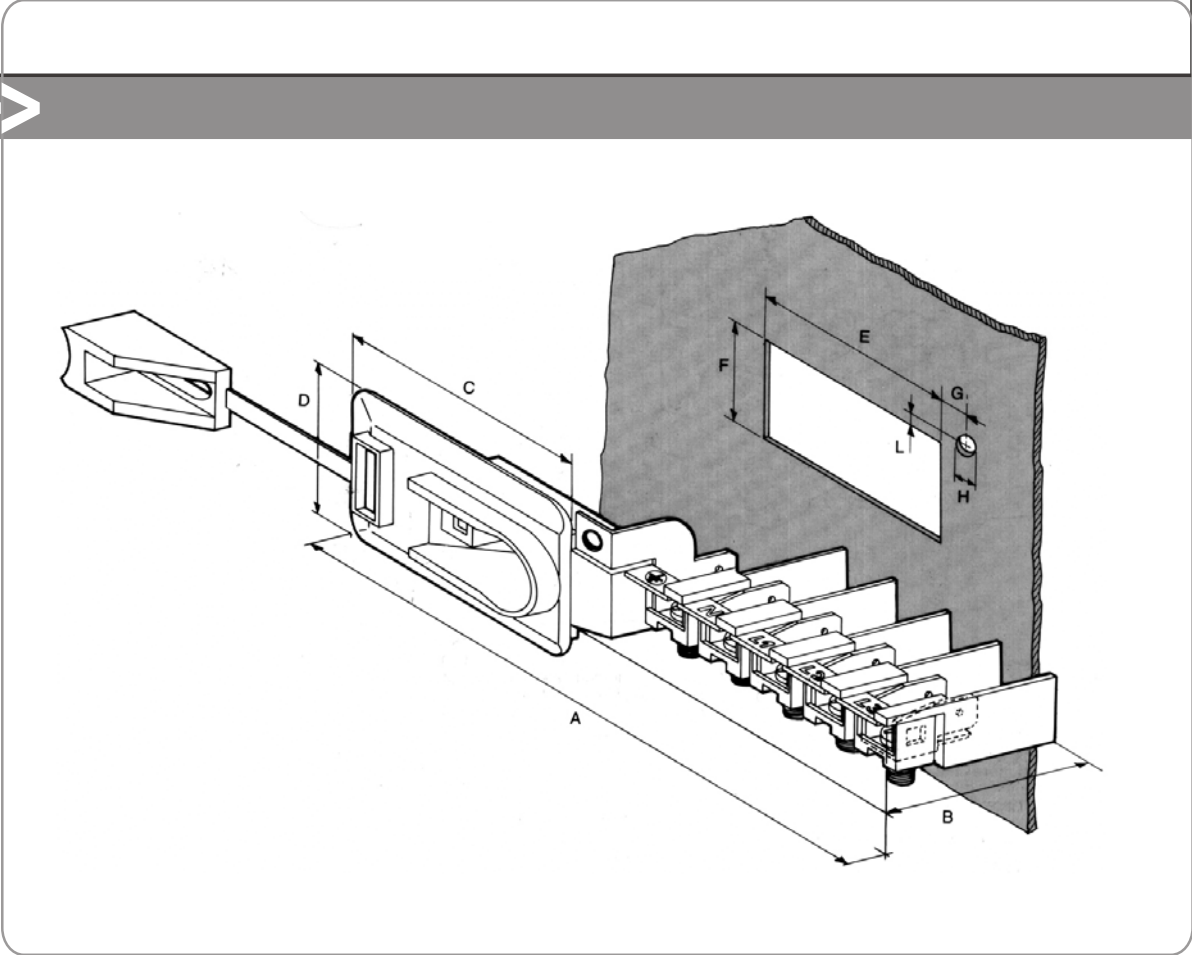
Approvals	File Nr.	Ratings (sqmm/AWG - V - A - T)	Standard References
	CA02.00720	2.5 sqmm - 450V - 125°C	EN 60998-1; EN 60998-2-1; EN 61210; EN60335-1
	121362	2.5 sqmm - 450V - 25A - 125°C	DIN EN 60335-1, /A12, /A13, /A14; DIN EN 60998-1; DIN EN 60998-2-1; DIN EN 61210 (VDE 0613)
	LR 40455	18 ÷ 14 AWG - 380V - 16A	CSA C22-2 N.158-1987; E.C.N 584B





# PA142

DIMENSIONAL  
DRAWING



PACKAGING				
Type	P-N	Pack.	Dim. Pack. (LxHxP)	Weight (Kg)
PA 142/3P	500150	300	40x39x40	9.8
PA 142/4P	500160	200	40x39x40	8.9
PA 142/5P	500170	200	40x39x40	9.5

